

womanizer

— THE ORIGINAL —

PREMIUM


BEDIENUNGSANLEITUNG / MANUAL / MODE D'EMPLOI / MANUAL DE INSTRUCCIONES /
ISTRUZIONI PER L'USO / ИНСТРУКЦИЯ ПО ЭКСПЛУАТАЦИИ / 사용 설명서 / 操作説明書

A white fabric is draped over a purple background. The fabric is wrinkled and has a soft, natural texture. The purple background is a solid, muted shade. The text 'Hi!' is centered in a purple serif font. The 'H' is tall and has a horizontal bar. The 'i' is lowercase and has a dot above it. The exclamation point is tall and has a dot below it.

Hi!





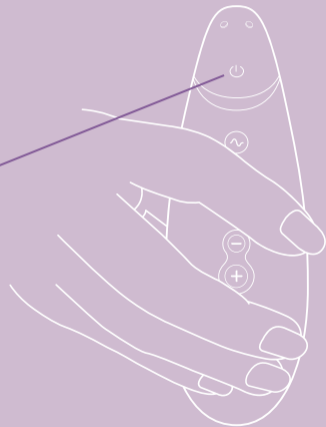


KURZANLEITUNG • QUICK GUIDE

1. ON/OFF

Zwei Sekunden gedrückt halten.
Keep pressed down for two seconds.

Empfohlene Haltung.
Recommended position.





2.



3.




4.



Hi!





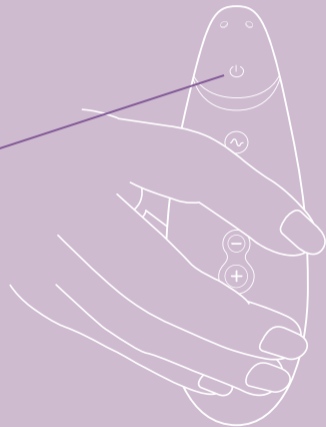


MANUEL SUCCINCT • GUÍA RÁPIDA

1. ON/OFF

Maintiens le bouton enfoncé pendant deux secondes.
Mantener pulsado durante 2 segundos.

Prise recommandée.
Posición recomendada.





2.



3.




4.



Hi!







GUIDA RAPIDA • КРАТКАЯ ИНСТРУКЦИЯ

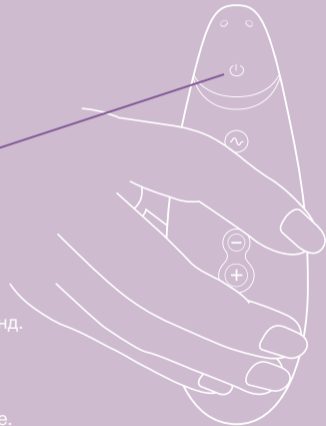
1. ON/OFF

Tenere premuto per due secondi.

Удерживать в нажатом положении в течение двух секунд.

Preso consigliata.

Рекомендуемое положение.





2.



3.




4.



Hi!





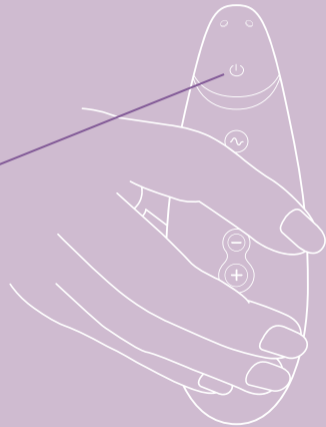


간략 지침 • クイックスタートガイド

1. 켜기 -
이 초 동안 누르고 있어요

1. オン -
2秒間押し続けます。

바람직한 잡는 법
推奨される持ち方





2.



3.



4.

www.womanizer.com